


LANCES



EXTENSION LANCES


(continued on next page)

PART #	DESCRIPTION	GPM	PSI	TEMP	INLET	OUTLET	WT
Extension Lances For ConsumerGuns							
2103023	Lance, Insulated, 1/4" w/Grip, 13"	10.5	3200	195° F	1/4" NPT-M	1/4" NPT-M	.60
2103024	Lance Assembly, 20"	10.5	3200	195° F	1/4" NPT-F	1/4" QCS	.70
V2100291	Lance, Assembly, Zinc Plated Steel, 16"	8	4000	300° F	M22-M	1/4" QCS	.65
2100291	Lance, Assembly, Zinc Plated Steel, 24"	10.5	3200	195° F	M22-M	1/4" QCS	.85
Aluminum 1/4" Bare Lances							
3912H	Lance, Aluminum, 12"	10.5	4060	302° F	1/4" NPT-M	1/4" NPT-M	.15
3924H	Lance, Aluminum, 24"	10.5	4060	302° F	1/4" NPT-M	1/4" NPT-M	.35
3936H	Lance, Aluminum, 36"	10.5	4060	302° F	1/4" NPT-M	1/4" NPT-M	.50
3948H	Lance, Aluminum, 48"	10.5	4060	302° F	1/4" NPT-M	1/4" NPT-M	.70
3960H	Lance, Aluminum, 60"	10.5	4060	302° F	1/4" NPT-M	1/4" NPT-M	.85
3972H	Lance, Aluminum, 72"	10.5	4060	302° F	1/4" NPT-M	1/4" NPT-M	1.05
3984H	Lance, Aluminum, 84"	10.5	4060	302° F	1/4" NPT-M	1/4" NPT-M	1.2
3996H*	Lance, Aluminum, 96"	10.5	4060	302° F	1/4" NPT-M	1/4" NPT-M	1.4
39120H*	Lance, Aluminum, 120"	10.5	4060	302° F	1/4" NPT-M	1/4" NPT-M	1.75
3914H*	Lance, Aluminum, 144"	10.5	4060	302° F	1/4" NPT-M	1/4" NPT-M	2.1
Zinc Plated Steel 1/4" Bare Lances							
HTCP VW026	Lance, Zinc Plated Steel, 24"	10.5	6000	300° F	1/4" NPT-M	1/4" NPT-M	.64
V36CS	Lance, Zinc Plated Steel, 36"	8	4000	300° F	1/4" NPT-M	1/4" NPT-M	1.15
AL293	Lance, Zinc Plated Steel, 36"	10.5	5000	302° F	1/4" NPT-M	1/4" NPT-M	1.05
HTCP VW038	Lance, Zinc Plated Steel, 36"	10.5	6000	300° F	1/4" NPT-M	1/4" NPT-M	.96
HTCP VW048	Lance, Zinc Plated Steel, 47"	10.5	6000	300° F	1/4" NPT-M	1/4" NPT-M	1.28
AL295	Lance, Zinc Plated Steel, 60"	10.5	5000	302° F	1/4" NPT-M	1/4" NPT-M	1.75
Stainless Steel 1/4" Bare Lances							
21718	Lance, Stainless Steel, 36"	10	5000	340° F	1/4" NPT-M	1/4" NPT-M	1.0
070009004	Lance, Stainless Steel, 36"	10.5	7300	300° F	1/4" NPT-M	1/4" NPT-M	1.05
Vented Grip Zinc Plated Steel 1/4" Lances							
DL36VCS	Lance, Zinc Plated Steel, Vented Grip, 36"	10	4000	320° F	1/4" NPT-M	1/4" NPT-M	1.7
DL48VCS	Lance, Zinc Plated Steel, Vented Grip, 48"	10	4000	320° F	1/4" NPT-M	1/4" NPT-M	2.2
Vented Grip Stainless Steel 1/4" Lance							
2100378	Lance, Stainless Steel, Vented Grip, 36"	10	7000	320° F	1/4" NPT-M	1/4" NPT-M	1.4

*Cannot be shipped UPS NOTE: QCS = Quick Connect Socket

DON'T SEE THE EXACT LANCE THAT YOU NEED, CALL US TODAY.

LANCES



EXTENSION LANCES

PART #	DESCRIPTION	GPM	PSI	TEMP	INLET	OUTLET	WT
--------	-------------	-----	-----	------	-------	--------	----

Vented Grip Stainless Steel 1/4" Dual Lances

V344	Dual Lance, Stainless Steel, Vented Grip, 40"	8	4000	300° F	1/4"NPT-M	1/4"NPT-F(2)	3.05
AL344	Dual Lance, Stainless Steel, Vented Grip, 40"	10.5	4000	300° F	1/4"NPT-M	1/4"NPT-F(2)	2.75
HTCP VWD42	Dual Lance, Stainless Steel, Vented Grip, 42"	10.5	4100	300° F	1/4"NPT-M	1/4"NPT-F(2)	3.05

Molded Grip Zinc Plated Steel 1/4" Lances

DL24ICS	Lance, Zinc Plated Steel, Molded Grip, 24"	10	4000	220° F	1/4"NPT-M	1/4"NPT-M	1.3
AL323	Lance, Zinc Plated Steel, Molded Grip, 24"	10.5	5000	302° F	1/4"NPT-M	1/4"NPT-M	1.0
V36ICS	Lance, Zinc Plated Steel, Molded Grip, 36"	8	4000	300° F	1/4"NPT-M	1/4"NPT-M	1.15
DL36ICS	Lance, Zinc Plated Steel, Molded Grip, 36"	10	4000	220° F	1/4"NPT-M	1/4"NPT-M	1.7
AL324	Lance, Zinc Plated Steel, Molded Grip, 36"	10.5	5000	302° F	1/4"NPT-M	1/4"NPT-M	1.35
HTCP VW036	Lance, Zinc Plated Steel, Molded Grip, 36"	10.5	6000	300° F	1/4"NPT-M	1/4"NPT-M	1.28
DL47ICS	Lance, Zinc Plated Steel, Molded Grip, 47"	10	4000	220° F	1/4"NPT-M	1/4"NPT-M	2.2
HTCP VW045	Lance, Zinc Plated Steel, Molded Grip, 47"	10.5	6000	300° F	1/4"NPT-M	1/4"NPT-M	1.84
AL325	Lance, Zinc Plated Steel, Molded Grip, 48"	10.5	5000	302° F	1/4"NPT-M	1/4"NPT-M	2.0
DL59ICS	Lance, Zinc Plated Steel, Molded Grip, 59"	10	4000	220° F	1/4"NPT-M	1/4"NPT-M	2.8
AL326	Lance, Zinc Plated Steel, Molded Grip, 60"	10.5	5000	302° F	1/4"NPT-M	1/4"NPT-M	2.65
DL79ICS	Lance, Zinc Plated Steel, Molded Grip, 79"	10	4000	220° F	1/4"NPT-M	1/4"NPT-M	3.4

Molded Grip Stainless Steel 1/4" Lances

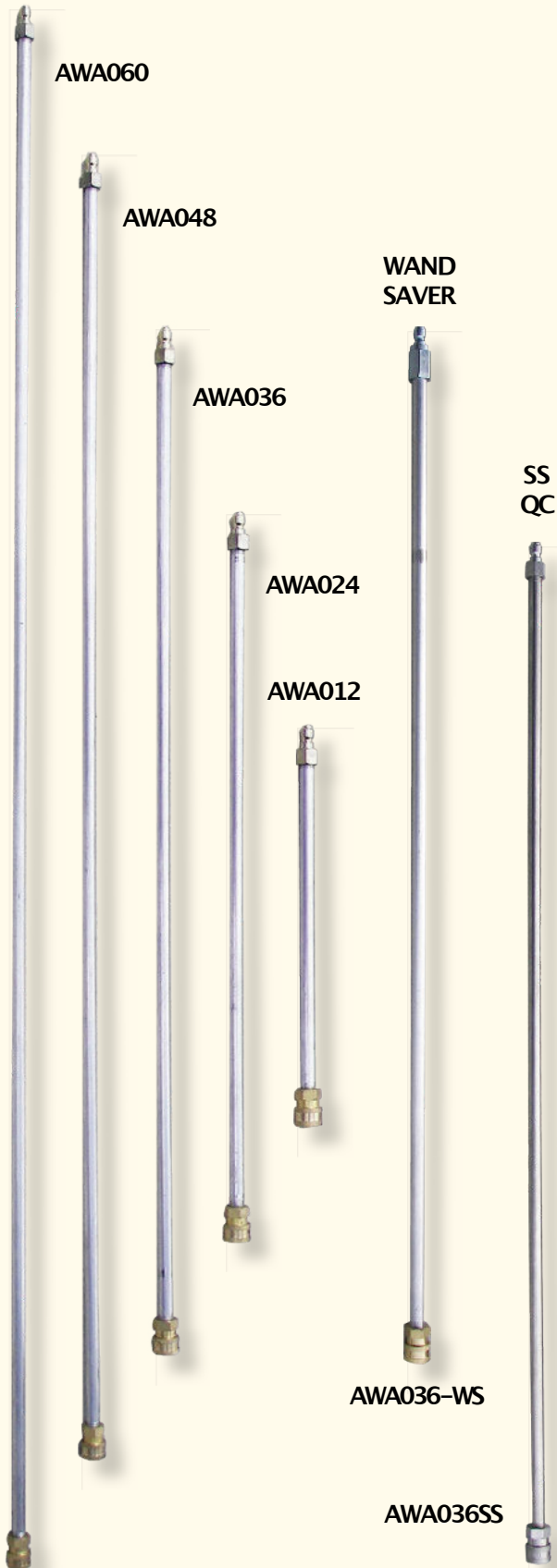
AL302	Lance, Stainless Steel, Molded Grip, 36"	10.5	5000	302° F	1/4"NPT-M	1/4"NPT-M	1.15
AL303	Lance, Stainless Steel, Molded Grip, 48"	10.5	5000	302° F	1/4"NPT-M	1/4"NPT-M	1.8
AL306	Lance, Stainless Steel, Molded Grip, 79"	10.5	5000	302° F	1/4"NPT-M	1/4"NPT-M	3.2

Industrial Lances

Y30455556	Lance, 1/4"x 42" Stainless Steel Replacement Lance For YRL56L	10	5650	320° F	1/4"BSP-M	1/4"NPT-M	1.8
YL4258SS	Lance, 1/4" Stainless Steel w/ Dual Vented Grips, 42" Replacement Lance For YG5200/L42	10.5	6400	320° F	1/4"NPT-M	1/4"NPT-M	2.0
Y30500080	Lance, 1/2" Stainless Steel w/ Side Handle, 31" Replacement Lance For YG7221/L31	21	8100	210° F	1/2"NPT-M	1/4"NPT-F	3.3
Y30500092	Lance, 1/2" Stainless Steel w/ Side Handle, 51" Replacement Lance For YG7221/L51	21	8100	210° F	1/2"NPT-M	1/4"NPT-F	4.8

**DON'T SEE THE EXACT LANCE THAT YOU NEED, CALL US TODAY.
(504) 888-8989 or Toll Free 800-992-7448**

LANCE ASSEMBLIES



Assembled in USA

ALUMINUM LANCE ASSEMBLIES W/QCs

PART#	EXT. LGTH	GPM	PSI	WT
AWA012	12"	10.5	4060	.35
AWA024	24"	10.5	4060	.55
AWA036	36"	10.5	4060	.76
AWA048	48"	10.5	4060	.95
AWA060	60"	10.5	4060	1.15
AWA072	72"	10.5	4060	1.35
AWA084	84"	10.5	4060	1.55
AWA096*	96"	10.5	4060	1.75
AWA120*	120"	10.5	4060	2.15
AWA144*	144"	10.5	4060	2.55

Features: GP 1/4"QCD10001Socket & D10006Plug Installed

NOTE: QC=Quick Connect TEMP: 302°F

*Cannot be shipped UPS

ALUMINUM LANCE ASSEMBLIES W/WAND SAVER

PART#	EXT. LGTH	GPM	PSI	WT
AWA036-WS	36"	10.5	4060	.80
AWA048-WS	48"	10.5	4060	1.0
AWA060-WS	60"	10.5	4060	1.2
AWA072-WS	72"	10.5	4060	1.4
AWA084-WS	84"	10.5	4060	1.6
AWA096-WS*	96"	10.5	4060	1.8
AWA120-WS*	120"	10.5	4060	2.2
AWA144-WS*	144"	10.5	4060	2.6

Features: GP 1/4"QCD10001Socket & ST2F2-S-EWandSaver

on Plug End TEMP 302°F Cannot be shipped UPS

STAINLESS STEEL LANCE ASSEMBLIES W/SS QCs

PART#	EXT. LGTH	GPM	PSI	WT
AWA036SS	36"	10	5000	1.2

Features: GP 1/4"QCD10072Socket & D10076Plug Installed

NOTE: SS =Stainless Steel /QC =Quick Connect TEMP: 340°F

GUN / LANCE ASSEMBLIES



GUN / LANCE ASSEMBLIES


PART #	EXT. LGTH	GUN	WAND	GPM	PSI	INLET	OUTLET	WT
Gun w/2-Piece Lance Assemblies								
AGU03621290C-1/2	33" 2-PC	21290C	2103023 & 2103024	10	3200	3/8" QCS	1/4" QCS	3.25
AGU036PPS	36" 2-PC PPS-GUNM22		2100291	7	3200	M22-M	1/4" QCS	2.15
Gun /Lance Assemblies w/QC's (continued on next page)								
AGU012	12" Alum.	ST-2000/202 000 520	3912H	10	4000	3/8" QCS	1/4" QCS	2.1
AGU01221290C	12" Alum.	21290C	3912H	10.5	4060	3/8" QCS	1/4" QCS	2.35
AGU012YG5000-SSQC	12" Alum.	YG5000	3912H	10.5	4060	3/8" SS QCS	1/4" SS QCS	1.95
AGU02421290C-I	24" ZMG	21290C	DL24ICS	10	4000	3/8" QCS	1/4" QCS	3.5
AGU03621290C-I	36" ZMG	21290C	DL36ICS	10	4000	3/8" QCS	1/4" QCS	3.9
AGU03621290C-I-1/2"	36" ZMG	21290C	DL36ICS	10	4000	1/2" QCS	1/4" QCS	3.95
AGU036ST2000-I	36" ZMG	ST-2000/202 000 520	DL36ICS	10	4000	3/8" QCS	1/4" QCS	3.25
AGU036ST2605-I	36" ZMG	ST-2605/202 605 600	DL36ICS	10	4000	3/8" QCS	1/4" QCS	2.9
AGU036ST2620-I-1/2"	36" ZMG	ST-2620/202620510	DL36ICS	10	4000	1/2" QCS	1/4" QCS	3.5
AGU03621290C	36" Alum.	21290C	3936H	10.5	4060	3/8" QCS	1/4" QCS	2.7
AGU03621290C-WS	36" Alum. w/WS	21290C	3936H	10.5	4060	3/8" QCS	1/4" QCS	2.7
AGU03621290C-CS	36" SS	21290C	21718	10	5000	3/8" HB	1/4" SS QCS	3.2
AGU03621290C-SS	36" SS	21290C	21718	10	5000	3/8" SS QCS	1/4" SS QCS	3.2
AGU036YG5000	36" SS	YG5000 w/SS Swivel	21718	10	5000	3/8" SS QCS	1/4" SS QCS	3.0

NOTE: SS =Stainless Steel, ZMG =Zinc Molded Grip, WS =Wand Saver, QCS =Quick Connect Socket, HB =Hose Barb



**DON'T SEE THE EXACT ASSEMBLY THAT YOU NEED, CALL US TODAY.
(504) 888-8989 or Toll Free 800-992-7448**

GUN / LANCE ASSEMBLIES



AGU070-S

AGU04821290C-I

AGU060

AGU34421290C

GUN / LANCE ASSEMBLIES

PART #	EXT. LGTH	GUN	WAND	GPM	PSI	INLET	OUTLET	WT
Gun /Lance Assemblies w/QC's								
AGU036YG4060SS	36" SS	YG4060SS	21718	10	5000	3/8"SS QCS	1/4"SS QCS	3.1
AGU03621290C5000	36" SS	21290C w/ SS Swivel	21718	10	5000	3/8"SS QCS	1/4"SS QCS	2.9
AGU04821290C-I	48" ZMG	21290C	DL47ICS	10	4000	3/8" QCS	1/4" QCS	4.4
AGU048YG5000-I	48" ZMG	YG5000	DL47ICS	10	4000	3/8" QCS	1/4" QCS	3.95
AGU04821290C	48" Alum.	21290C	3948H	10.5	4060	3/8" QCS	1/4" QCS	2.9
AGU048SS21290C-I	48" SS MG	21290C	AL303	10.5	5000	3/8"SS QCS	1/4"SS QCS	3.95
AGU06021290C-I	59" ZMG	21290C	DL59ICS	10	4000	3/8" QCS	1/4" QCS	5.0
Gun w/Vented Grip Stainless Steel 1/4" Dual Lance Assembly								
AGU34421290C*	40" SS DL	21290C	AL344	10.5	4000	3/8" QCS	1/4" QCS	5.0
AGU344YG4060SS*	40" SS DL	YG4060SS	AL344	10.5	4000	3/8"SS QCS	1/4" QCS	5.0
*Dual Lance Assemblies Include 965400M Chemical Nozzle Installed								
Industrial Gun /Lance Assemblies w/QC's								
AGU020	31" SS 1/2" w/SH	YG1732	L31 / Y30500080	21	1950	1/2" QCS	1/4" QCS	6.55
AGU036ST3300-L31	31" SS 1/2" w/SH	ST-3300 / 203300600	L31 / Y30500080	21	2170	1/2" NPT-F	1/4" QCS	6.4
AGU070	31" SS 1/2" w/SH	YG7221/L31	L31 / Y30500080	21	8100	3/8" STL QCS	1/4" STL QCS	7.5
AGU070-S	36" SS VG	YG7207	2100378	8	7300	3/8" STL QCS	1/4" STL QCS	3.6
AGU058	42" SS VG	YRL56L	Y30455556	8	5650	3/8" STL QCS	1/4" STL QCS	3.8
AGU060	42" SS VG	YG5200/L42	YL4258SS	10.5	6400	3/8" STL QCS	1/4" STL QCS	4.1
AGU048ST3300-L51	51" SS 1/2" w/SH	ST-3300 / 203300600	L51 / Y30500092	27	2170	1/2" NPT-F	1/4" QCS	7.9

NOTE: SS =Stainless Steel, ZMG =Zinc Molded Grip, MG =Molded Grip, VG =Vented Grips, DL =Dual Lance, QCS =Quick Connect Socket, STL =10K Steel, SH =Side Handle



**DON'T SEE THE EXACT ASSEMBLY THAT YOU NEED, CALL US TODAY.
(504) 888-8989 or Toll Free 800-992-7448**

LANCE ACCESSORIES




DL18FWRD



AL410N



AD1268



AL416



SF3000



ST2F2-S-E

LANCE ACCESSORIES

PART #	DESCRIPTION	GPM	PSI	TEMP	INLET	OUTLET	WT
Flexible Lances							
DL18FWRD	Lance, Flexible, 18"	10	2500	200° F	1/4"NPT-M	1/8"NPT-F	1.1
DL18FWRDM	Lance, Flexible, 18"	10	2500	200° F	1/4"NPT-M	1/4"NPT-M	1.1
Spray Flex™ Lances							
SF3000*	Lance, Flexible, 12"	10.5	3000	190° F	1/4"NPT-M	1/4"NPT-F	.65
SF5000*	Lance, Flexible, 12"	10.5	5000	190° F	1/4"NPT-M	1/4"NPT-F	.95
*Bends and stays put in any direction up to 90°, unlimited uses for hard to reach Applications							
Wand Savers							
ST2F2-S-E	Wand Saver, Quick Connect	10.5	4000	302° F	1/4"NPT-F	1/4"QCP	.10
6362	Wand Saver	10.5	5000	302° F	1/4"NPT-F	1/4"NPT-F	.15
Nozzle Holders							
AL416*	Dual Nozzle Holder, Rollover	8	2900	300° F	1/4"NPT-F	1/4"NPT-F(2)	.55
AL410N**	Nozzle Holder, Hi-Lo	7.8	3600	300° F	1/4"NPT-F	1/4"NPT-F	.30
Pivoting Quick Connect							
AD1268	Pivoting Quick Connect, 1/4"	10.5	4000	300° F	1/4"QCP	1/4"QCS	.40

*Allows Quick Change over with 2 nozzles **Converts any Fixed Nozzle to Hi-Lo for Quick and Easy Chemical Injection
 NOTE: QCP = Quick Connect Plug QCS = Quick Connect Socket



200009510



200 009 600



D22000



12.0058

VENTED GRIPS

PART #	DESCRIPTION	WT
200009510*	ST-9Grip, Vented, 15"	.38

*Ideal for Hot Water Use, Attaches to any 1/4"Wand

SIDE HANDLES

PART #	DESCRIPTION	WT
200 009 600*	ST-009Side Handle	.28
D22000*	GP Side Handle	.15
12.0058	MTM Hydro Side Handle	.43

*Reduces Strain & Fatigue Allowing Longer Use, Attaches to any 1/4"Wand

DON'T SEE THE EXACT LANCE THAT YOU NEED, CALL US TODAY.
 (504) 888-8989 or Toll Free 800-992-7448