

GP PROFESSIONAL FLAT SURFACE CLEANERS

MODEL	PSI	GPM	CVR	CVR DIA	WT
DFSCP12	1500-3500	6	POLY*	12"	4.0
DFSCP18GZ	1000-4000	8	ABS	18"	25.5
DCFSCP20GZ	1000-4000	8	ABS	20"	29
DCFSCS22Z	1000-4000	8	SS	22"	24.5

TEMP: 180°F *Polypropylene

GP -THE HAMMERHEAD REPLACEMENT PARTS

MODEL	APPLICATION DESCRIPTION	WT
-------	-------------------------	----

Rotary Head Swivels -Complete Assemblies

2103220 Complete Rotary Head Assembly w/
Grease Zerk, Fits DFSCP18GZ & DCFSCP20GZ

2103221 Complete Rotary Head Assembly, Sealed,
Fits DFSCP18 & DCFSCP20

Rotary Head Swivel -Repair Kits & Parts

2100203 Minor Repair Kit, Fits All Models .35

2100373 Major Repair Kit, Fits All Sealed Models w/
2103221 Rotary Head

2100372 Major Repair Kit, Fits All Models w/2103220
Rotary Head w/Grease Zerk .95

2640015 Bearing, Fits Sealed Swivel Models
DFSCP18 & DCFSCP20, 2 Required .35

2640004 Bearing, Fits 2103220 Swivel Models w/
Grease Zerk, 2 Required .35

2200038 Stem, Swivel (Rotor Shaft) Fits All Models .25

Rotary Arm Assemblies w/Nozzles

2530052 18" Rotary Arm Assembly w/Nozzles .80

2530009 20" Rotary Arm Assembly w/Nozzles .85

Brush Assemblies

2660049 18" Brush Assembly w/7 Clips 1.30

2660059 20" Brush Assembly w/12 Clips 1.45

Brush Clip Kit

2100204 Kit, Includes 1-clip, 1-screw, 2-washers, & 1-nut .35

Replacement Gun

DCG4000FSC Gun, Fits All GP Hammerhead Models 1.45

Replacement Deck/Housing

2660119 18" Deck/Housing 3.5

2660045 20" Deck/Housing 3.95

Flat Surface Cleaner Caster Kit

2100200 Flat Surface Cleaner Caster Kit 3.45

DON'T SEE THE EXACT SURFACE CLEANER PARTS THAT YOU NEED, CALL US TODAY.
(504) 888-8989 or Toll Free 800-992-7448



WHISPER PRO SURFACE CLEANERS

Suggested Applications - Driveways, Parking Lots, Sidewalks, Pool and Patio Decks, Service Stations, Warehouse Floors, Loading Docks, School Yards, Public Facilities, Marina Docks, Restaurants, Stadiums, Tile Roofs, Tennis Courts, And Lots More!!



EAGLE WASH

MODEL	PSI	GPM	CVR	CVR DIA	WT
WP-EW1000	2000-5000	4-6	ABS	16"	14
WP-EW2000	2000-5000	4-6	ABS	20"	15

DESCRIPTION: 2" Nylon Brush, Powder Coated Handle, 2500RPM
TEMP: 185°F

ULTRACLEAN WITH WHEELS

MODEL	PSI	GPM	CVR	CVR DIA	WT
WP-UC19WW	2000-5000	3-6	ABS	19"	19

DESCRIPTION: Four 3" Castors, Powder Coated Handle, 2500RPM
TEMP: 185°F

CLASSIC YELLOW

MODEL	PSI	GPM	CVR	CVR DIA	WT
WP-2000	2000-5000	4-10	ABS	20"	19

DESCRIPTION: 2" Nylon Brush, Portable Breakaway Handle, 2500RPM
TEMP: 212°F



Platinum Series

EXCLUSIVE FEATURES

- ONE-PIECE UNITIZED SWIVEL CARTRIDGE
- ONE-YEAR FULL COVERAGE WARRANTY
- 5000PSI MAX WORKING PRESSURE
- 212°F MAXIMUM TEMPERATURE

READY TO WORK!



GROUND FORCE

MODEL	PSI	GPM	CVR	CVR DIA	WT
WP-2400	2000-5000	4-10	PC Alum	24"	27

DESCRIPTION: 2" Nylon Brush, Flip and Fold Handle, Four 3" Castors, Choice of 2 or 4 Nozzles, 2500RPM
TEMP: 212°F

BIG GUY

MODEL	PSI	GPM	CVR	CVR DIA	WT
WP-2800	2000-5000	4-10	PC Alum	28"	41

DESCRIPTION: 2" Nylon Brush, One 4" Castor, Two 10" Pneumatic Tires, Oversized, Self-lubricating Twin Thrust Bearings, 2500RPM
TEMP: 212°F

MAXIMA 36

MODEL	PSI	GPM	CVR	CVR DIA	WT
WP-3600	2000-5000	4-10	PC Alum	36"	37

DIMENSIONS: 39" x 37" x 12", Expensive to UPS
TEMP: 212°F

NOTE: Weights shown are for units only, not packaged shipping weights.



WHISPER PRO PARTS

WHISPER PRO REPLACEMENT PARTS

MODEL	APPLICATION DESCRIPTION	WT
-------	-------------------------	----

Rotary Head Swivels -Complete Assemblies

WW-312	Complete Swivel Assembly Series 3 -Fits All Whisper Pro Models	1.95
---------------	--	------

Rotary Head Swivel -Repair Kits & Parts

WW-311	Rebuild Cartridge Series 3 -Fits All Whisper Pro Models w/WW-312 Swivel	1.15
---------------	---	------

WW-315	Seal Kit, Series 3, Fits WW-312	.02
---------------	---------------------------------	-----

WW-200	Seal Kit (Old Style) Fits WW-128 Swivel	.02
---------------	---	-----

WW-138	Bearing, Fits All Whisper Pro Models -2 Required	.35
---------------	--	-----

WW-136	Rotor Shaft, Fits All Whisper Pro Models	.20
---------------	--	-----

Spray Bar Assemblies w/Nozzles

UC-616HC	Spray Bar Assembly w/Nozzles, Fits WP-EW1000 Models	1.20
-----------------	---	------

WW-300	Spray Bar Assembly w/2-Nozzles, Fits WP-EW2000, WP-UC19WW, & WP-2000 Models	1.35
---------------	---	------

WW-300-4	Spray Bar Assembly w/4-Nozzles, Fits WP-EW2000, WP-UC19WW, & WP-2000 Models	1.45
-----------------	---	------

GF504-2	Spray Bar Assembly w/2-Nozzles, Fits WP-2400 Models	1.70
----------------	---	------

GF504-4	Spray Bar Assembly w/4-Nozzles, Fits WP-2400 Models	1.75
----------------	---	------

WW-3128-2	Spray Bar Assembly w/2-Nozzles, Fits WP-2800 Models	2.0
------------------	---	-----

WW-3128-4	Spray Bar Assembly w/4-Nozzles, Fits WP-2800 Models	2.05
------------------	---	------

MAX635	Spray Bar Assembly w/2-Nozzles, Fits WP-3600 Models	2.5
---------------	---	-----

MAX635-4	Spray Bar Assembly w/4-Nozzles, Fits WP-3600 Models	2.6
-----------------	---	-----

Brush Assemblies

UC613HC	Brush Assembly, Fits WP-EW1000 Models	1.1
----------------	---------------------------------------	-----

WW-127	Brush Assembly, Fits WP-EW2000 & WP-2000 Models	1.25
---------------	---	------

WW-302	Brush Assembly, White (1/2" taller), Fits WP-EW2000 & WP-2000 Models	1.5
---------------	--	-----

GF503	Brush Assembly, Fits WP-2400 Models	1.7
--------------	-------------------------------------	-----

WW-3117	Brush Assembly, Fits WP-2800 Models	2.0
----------------	-------------------------------------	-----

MAX627	Brush Assembly, Fits WP-3600 Models	2.6
---------------	-------------------------------------	-----

Brush Clips & Rivets


WW-3116	Brush Clip/Rivet Set, Fits All Whisper Pro Models	.275
----------------	---	------

WW-125	Brush Rivets, Fits All Whisper Pro Models	.115
---------------	---	------

WW-126	Brush Clips, Fits All Whisper Pro Models	.215
---------------	--	------

Replacement Gun

200 601 610	Gun, ST-601 Fits All Whisper Pro Models	1.15
--------------------	---	------



DON'T SEE THE EXACT WHISPER PRO PARTS THAT YOU NEED, CALL US TODAY.
(504) 888-8989 or Toll Free 800-992-7448

HYDRO TWISTER® SURFACE CLEANERS



Hydro Twisters® are industrial flat-surface cleaners that connect to a pressure washer and use a spray bar rotating at a high speed just above the ground to clean concrete more consistently and faster than an operator with a wand, with less fatigue. A surface cleaner uses much less water than a hose wash down. Hydro Twister surface cleaners can be used with cold water or up to 250°F hot water, on some models, for extra stubborn grease or grime, eliminating the need for soap pretreatment in most applications.

The Hydro Twister® Advantage... Low Profile Deck: Will fit under benches & machinery, Less Fatigue: Handle is mounted at an ideal working angle, rustproof, stainless deck & handle, heavy duty for daily use, Brush guard to reduce splash on building windows and operator.

Hydro Twister® suggested applications: Driveways, drive-thrus, patios, garages, concrete sidewalks & parking lots, school yards, factory & warehouse, restroom floors, food processing floors, service stations, pool decks, sport courts, roofs & decks, loading docks, tile flooring, stadiums, marina docks, mold, moss & mildew removal.

industrial



The **TRIDENT HYDRO TWISTER®** cleans more square footage than others in their class. The proprietary aluminum spray arm with compound angled nozzles not only clean up to the edge but also push water aside to create more impact on the surface they clean. All stainless, rustproof deck and handle construction will keep your surface cleaner working and looking great for years.

TRIDENT HYDRO TWISTER®

3 Casters with Wishbone Handle

The caster version with three non-marking casters that allow the operator to freely move side to side or forward. Handle is free floating and folds for storage. The high pressure hose is protected inside the stainless handle tubing, ready for you to connect the pressure washer trigger gun.

MODEL	PSI	GPM	DECK	NOZZLES*	TEMP	WT
ANT24	3000-5000	3-6	24"	(2) 2.7	210°F	33
ANT28**	4000	5.5-10	28"	(2) ea. #1 & #2	250°F	45

*NOTE: Nozzles - 15° **28" deck, high flow swivel, 4 nozzle spray bar with optimized thrust angle, 3 casters.

1 Caster & 2 Airless Rear Tires with Hoop Handle

A front non-marking caster paired with two large, airless tires reduce fatigue when working in straight lines. Dial up or down the pressure as needed from the hoop handle which folds down for carrying or storage.

ANT25	3000-4000	3-6	24"	(2) 2.7	210°F	43
ANT29**	4000	5.5-10	28"	(2) ea. #1 & #2	250°F	53

*NOTE: Nozzles - 15° **28" deck, high flow swivel, 4 nozzle spray bar with optimized thrust angle, two airless rear wheels with hoop handle.

MADE IN THE USA

1 YEAR
WARRANTY



READY TO WORK!



NOTE: Weights shown are for units only, not packaged shipping weights.

HYDRO TWISTER® SURFACE CLEANERS



The **Contractor Hydro Twister®** is the proven choice for professional surface cleaning...with four tools for your cleaning needs. The Contractor Twister combines a rotary surface cleaner, spot / gum remover, hydro broom, and an edger to create an **all-in-one deluxe surface cleaner**. The dual trigger guns activate either the rotary spray arm or one of the other three on-board tools. By combining four processes into one unit, you will save time and fatigue when cleaning large expanses of concrete, parking lots or other flat surfaces. The secret that makes the **Contractor Hydro Twister®** so effective is the ideal water spray angles and nozzle heights that optimize cleaning power.



An onboard edging tool cleans close to planters, columns, and walls or use the water broom to rinse a large area.



Caster pivot lock allows the operator to choose to lock casters for use in straight lines or unlock for cleaning side-to-side.



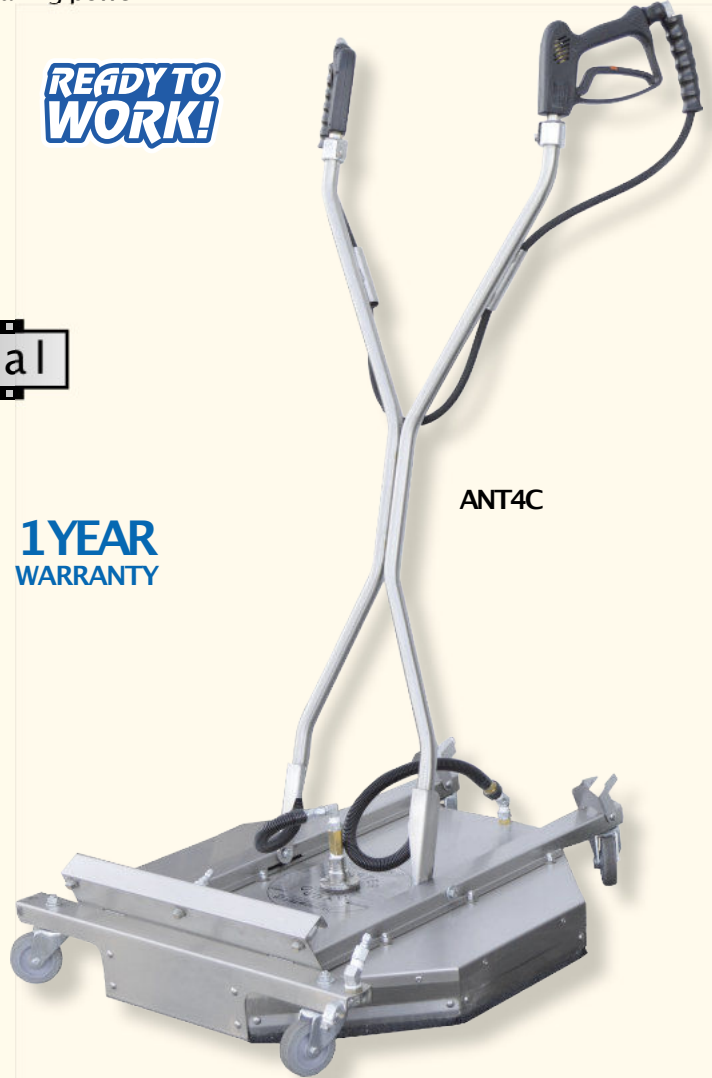
The under-deck spot remover uses a "six-shooter" nozzle to blast away gum or paint.

**READY TO
WORK!**

industrial

**1 YEAR
WARRANTY**

ANT4C



CONTRACTOR HYDRO TWISTER®

4 Casters with Wishbone Handle and Dual Guns

MODEL	PSI	GPM	DECK	NOZZLES*	TEMP	WT
ANT4C	4000	5.5 - 10	28"	(2) ea. #1 & #2	250°F	57

NOTE: Nozzles -15°



NOTE: Weights shown are for units only, not packaged shipping weights.

HYDRO TWISTER® SURFACE CLEANERS

NEW

The Contractor Roof Cleaner Hydro Twister® Need to clean a dirty roof? Attach this **Roof Cleaner** to a hot or cold pressure washer to remove algae, mildew, and dirt streaks from a roof. Constructed of rust resistant stainless steel with an aluminum spray bar to ensure a long life of use, even in corrosive environments.

CONTRACTOR ROOF CLEANER HYDRO TWISTER®

4 Adjustable Casters

Includes a pressure reduction valve, pressure gauge, non-marking wheels, and a ball valve to shut off water. Wheel width and height are adjustable, without tools, for maximum impact on a variety of roof styles.

MODEL	PSI	GPM	DECK	NOZZLES*	TEMP	WT
ANTR1	3000-4000	3-6	24"	(2) 2.7	175°F	33

*NOTE: Nozzles -15°



industrial

READY TO WORK!




Pressure adjustment with gauge and water supply on/off ball valve on deck.



Use pop pins to adjust height of deck, no tools needed.



Slide wheels in or out to adjust width for different roof styles.



The Water Recovery Hydro Twister® Vac The Twister Vac is a unique rotary surface cleaner with washwater recovery capability. Imagine how efficient you will clean without the hassle of having to do a final rinse or containing wastewater runoff. Using a Twister Vac with your existing hot water mobile wash skid, you will be able to clean flat surfaces up to 20,000 sq. ft. per hour, plus recover your wash water all in one simple step when you connect to a Hydro Vacuum® recovery system.

WATER RECOVERY HYDRO TWISTER®

4 Casters with Wishbone Handle

Stainless construction, 30" deck with brush splash guard. Requires minimum 100cfm/91" lift vacuum source, 2" vacuum hose, and a pressure washer. Suitable for use on greasy factory floors, concrete parking lots and drive-thru areas, gas stations and garages

MODEL	PSI	GPM	DECK	NOZZLES*	TEMP	WT
ANTV5	3000-4000	4.8-5.5	30"	(2) 2.7	200°F	54

NOTE: 22" Cleaning Path, 6 GPM max flow w/ larger nozzles, requires 2" vacuum hose,

Pressure washer, and water recovery vacuum. *Nozzles -15°



ANTV5

**1 YEAR
WARRANTY**

MADE IN THE USA

NOTE: Weights shown are for units only, not packaged shipping weights.

HYDRO TWISTER® PARTS

industrial



VA003



VAM03



VAM00



VA005



NSB01 & NSB02



HLH24



HT104



HT300



NM102 &
NM202

NM270



200 500 910



HL010



DQ74T



DQ74F

HYDRO TWISTER® REPLACEMENT PARTS

MODEL	APPLICATION DESCRIPTION	WT
-------	-------------------------	----

Rotary Head Swivels –Complete Assemblies

VA003	Complete Swivel Assembly – Fits All Hydro Twister®24"Models	.95
-------	--	-----

VAM03	Complete Swivel Assembly – Fits All Hydro Twister®28"Models	.75
-------	--	-----

Rotary Head Swivel –Repair Kits & Parts

VA005	Bearing Kit Assembly, Fits VA003& VA004 Swivels–All Hydro Twister®24"Models	.4
-------	--	----

VA006	Swivel Nozzle Repair Kit, Fits All Hydro Twister®24"Models	.1
-------	---	----

VAM00	Seal Kit, Fits VAM03& VAM04Swivels– All Hydro Twister®28"Models	.1
-------	--	----

Spray Arms*

NSB01	Spray Arm, Fits All Hydro Twister®24"Models	1.3
-------	---	-----

NSB02	Spray Arm, Fits All Hydro Twister®28"Models	1.5
-------	---	-----

*NOTE: Nozzles not included

Replacement Brushes*

HLH24	Brush 24", Fits ANT24 & ANT25Models	1.5
-------	-------------------------------------	-----

HLH30	Brush 28", Fits ANT28 & ANT29Models	1.7
-------	-------------------------------------	-----

HLH72	7pc. Brush, Fits ANT4CModels	1.5
-------	------------------------------	-----

HLH97	8pc. Brush, Fits ANTV5Models	1.7
-------	------------------------------	-----

*NOTE: Replacement Brushes Only – Hardware Not Included

Casters Wheels/Tires

HT104	Tire/Wheel Assembly, Airless 4" x 10" Fits ANT25 & ANT29Models	4.1
-------	---	-----

HT300	3" Caster, Fits All Hydro Twister®Models (Except ANTR1)	.75
-------	--	-----

HT005	Wheel, 5" x 1-5/16"Non-Marking, Fits ANTR1	2.5
-------	--	-----

Nozzles

NM102	Nozzle, #1 x 15°, 1/8"MEG Fits All Hydro Twister®28"Models	.03
-------	---	-----

NM202	Nozzle, #2 x 15°, 1/8"MEG Fits All Hydro Twister®28"Models	.03
-------	---	-----

NM270	Nozzle, #2.7 x 15°, 1/8"MEG Fits All 24" & ANTV5 Hydro Twister®Models	.03
-------	--	-----

Replacement Gun

201 500 910	Gun, ST1500–VG200, Fits ANT4C & ANTV5 Hydro Twister®Models	1.24
-------------	---	------

Hand Grip

HL010	Hand Grip 1", Fits ANT24, ANT28, ANT4C & ANTV5Hydro Twister®Models	.1
-------	---	----

Fittings

D5545	Elbow Adapter 1/4" MPT x 1/4" JIC	.12
-------	-----------------------------------	-----

DQ74F	1/4" FPT x TwistCoupler Plug	.08
-------	------------------------------	-----

DQ74T	TwistCoupler M22 x 1/4" MPT	.18
-------	-----------------------------	-----