

# INJECTORS, CHECK VALVES & STRAINERS


## SUTTNER



20.0034



999000021



VVC10



ECH70

### ST-64UPSTREAM CHEMICAL INJECTORS

PART #	GPM	PSI	INLET	OUTLET	WT	PRICE
999000019	1.5 -4.0	140	3/4"FGH	3/4"MGH	.60	----
999000021	4.0 -7.0	140	3/4"FGH	3/4"MGH	.60	----

DESCRIPTION: Adjustable Chemical Flow. Designed to Introduce Detergents into the Water System Upstream from Pump at High Pressure  
 INCLUDES: 4' Hose and Strainer  
 FGH =Female Garden Hose MGH =Male Garden Hose

### CHEMICAL METERING VALVES

PART #	GPM	PSI	TEMP	IN/OUT	WT	PRICE
20.0034	3.0	4000	300° F	1/4"FPT	.60	----
100814	6.0	4000	190° F	1/4"NPT-F	.03	----
HTCP VVC10	6.0	70	140° F	1/4"Barb	.50	----
HTCP ECH70	Rubberized Control Knob, Fits VVC10				.03	----

### POLYPROPYLENE INLINE CHECK VALVE

PART #	BARB X BARB	WT	PRICE
64048	1/4" x 1/4"	.01	----

NOTE: Polypropylene and Kynar®housing with Viton®diaphragm. Will work with vacuum between 2 and 29 in. Hg. and pressures from 1 psi up to 150 psi. 5 lb. cracking pressure on all sizes and materials.

### BRASS SWING CHECK VALVE

PART #	INLET	OUTLET	WT	PRICE
940354	1" FPT	1" FPT	.74	----

NOTE: 200PSI Max /Water, Oil or Gas Compatible /Low Lead Compliant



940354



64048

### CHEMICAL HOSE ASSEMBLY W/STRAINER

PART #	DESCRIPTION	WT	PRICE
ACI900	Chemical Hose Assembly with Strainer	.25	----



ACI900

### CHEMICAL STRAINERS

PART #	DESCRIPTION	WT	PRICE
V40006	Strainer, Chemical, Black, No Check Valve	.02	----
D40006	Strainer, Chemical, Black, No Check Valve	.03	----
D40003	Strainer, Chemical, Gray w/Check Valve	.04	----
D40013	Filter, Chemical, Brass/Stainless Steel	.04	----
200 035 500	Strainer Suction, ST-351/2"-3/4" Barb	.88	----



V40006

### TANK STRAINERS


PART #	DESCRIPTION	TEMP	FPT	WT	PRICE
64178	Strainer, Tank, Stainless Steel, 30 Mesh Screen	165° F	1/2"	.05	----
64179	Strainer, Tank, Stainless Steel, 30 Mesh Screen	165° F	3/4"	.05	----
64180	Strainer, Tank, Stainless Steel, 30 Mesh Screen	165° F	1"	.06	----



64179

DON'T SEE THE EXACT INJECTOR, CHECK VALVE OR STRAINER THAT YOU NEED, CALL US TODAY.


# CHEMICAL INJECTORS




100333



V100812



100790




100774



100804



100816



100948

VIPER



## DOWNSTREAM STANDARD DRAW 10% CHEMICAL INJECTORS

PART# ORIFICE SIZE GPM PSI WT PRICE

### Fixed Brass

V100819	1.8 mm	1.0 -2.0	4250	.30	----
100819	1.5 mm	1.0 -2.0	4250	.25	----
100820	1.8 mm	2.0 -3.0	4250	.25	----
V100821	2.3 mm	3.0 -5.0	4250	.30	----
100821	2.1 mm	3.0 -5.0	4250	.25	----
100822	2.3 mm	5.0 -8.0	4250	.25	----
100803	Repair Kit, Fixed Standard			.03	----

### Fixed Stainless Steel

100873	1.5 mm	1.0 -2.0	5500	.25	----
100874	2.1 mm	3.0 -5.0	5500	.25	----
100333	2.2 mm	3.0 -5.0	5500	.25	----
100875	2.3 mm	5.0 -8.0	5500	.25	----
100803	Repair Kit, Fixed Standard			.03	----

### Adjustable Brass

100823	1.5 mm	1.0 -2.0	4250	.45	----
100824	1.8 mm	2.0 -3.0	4250	.45	----
100825	2.1 mm	3.0 -5.0	4250	.45	----
100826	2.3 mm	5.0 -8.0	4250	.45	----
100816	Repair Kit, Adjustable Std.			.03	----

TEMP: 190° F / INLET/OUTLET: 3/8"NPT-M/HOSE BARB: 1/4"

## DUAL PORT CHEMICAL INJECTORS

### High Draw 20% Brass

100790	2.1 mm	3.0 -5.0	4500	.35	----
100791	2.3 mm	5.0 -8.0	4500	.35	----

### Standard 10% Draw Stainless Steel

100541	2.1 mm	3.0 -5.0	5500	.40	----
--------	--------	----------	------	-----	------

TEMP: 190° F / INLET/OUTLET: 3/8"NPT-M/HOSE BARB: 1/4"(2)

## DOWNSTREAM HIGH DRAW 20% CHEMICAL INJECTORS

PART# ORIFICE SIZE GPM PSI WT PRICE

### Fixed Brass

100773	1.5 mm	1.0 -2.0	4500	.35	----
100774	1.8 mm	2.0 -3.0	4500	.35	----
100775	2.1 mm	3.0 -5.0	4500	.35	----
100776	2.3 mm	5.0 -8.0	4500	.35	----
100803	Repair Kit, Fixed Standard			.03	----

### Fixed Brass With Acid Kit

100947	1.5 mm	1.0 -2.0	4500	.35	----
100948	1.8 mm	2.0 -3.0	4500	.35	----
100949	2.1 mm	3.0 -5.0	4500	.35	----
100950	2.3 mm	5.0 -8.0	4500	.35	----
100804	Repair Kit, Fixed Acid			.03	----

### Adjustable Brass

100810	1.5 mm	1.0 -2.0	4500	.45	----
100811	1.8 mm	2.0 -3.0	4500	.45	----
V100812	1.8 mm	3.0 -5.0	4500	.30	----
100812	2.1 mm	3.0 -5.0	4500	.45	----
100813	2.3 mm	5.0 -8.0	4500	.45	----
100816	Repair Kit, Adjustable Std.			.03	----

### Adjustable Brass With Acid Kit

100827	1.5 mm	1.0 -2.0	4500	.45	----
100828	1.8 mm	2.0 -3.0	4500	.45	----
100829	2.1 mm	3.0 -5.0	4500	.45	----
100830	2.3 mm	5.0 -8.0	4500	.45	----
100817	Repair Kit, Adjustable Acid			.03	----

TEMP: 190° F / INLET/OUTLET: 3/8"NPT-M/HOSE BARB: 1/4"

DON'T SEE THE EXACT CHEMICAL INJECTOR THAT YOU NEED, CALL US TODAY.  
(504) 888-8989 or Toll Free 800-992-7448

# CHEMICAL INJECTOR ASSEMBLIES



**READY TO WORK!**



## DOWNSTREAM STANDARD DRAW 10% CHEMICAL INJECTOR ASSEMBLIES

PART #	INJECTOR	GPM	PSI	INLET	OUTLET	WT	PRICE
<b>Fixed Brass</b>							
ACI202	100819	1.0 -2.0	4250	3/8" QCS	3/8" QCP	.80	----
ACI202-RQC	100819	1.0 -2.0	4250	3/8" QCP	3/8" QCS	.80	----
ACI203	100820	2.0 -3.0	4250	3/8" QCS	3/8" QCP	.80	----
ACI203-22MM	100820	2.0 -3.0	4250	M22-F	M22-M	.80	----
ACI203-RQC	100820	2.0 -3.0	4250	3/8" QCP	3/8" QCS	.80	----
ACI205	100821	3.0 -5.0	4250	3/8" QCS	3/8" QCP	.80	----
ACI205-22MM	100821	3.0 -5.0	4250	M22-F	M22-M	.80	----
ACI205-RQC	100821	3.0 -5.0	4250	3/8" QCP	3/8" QCS	.80	----
<b>Fixed Stainless Steel</b>							
ACI002SS	100873	1.0 -2.0	5000	3/8"SS QCS	3/8"SS QCP	.80	----
ACI005SS	100874	3.0 -5.0	5000	3/8"SS QCS	3/8"SS QCP	.80	----
ACI5000	100333	3.0 -5.0	5000	3/8"SS QCS	3/8"SS QCP	.80	----
ACI6000	100333	3.0 -5.0	6000	3/8"STL QCS	3/8"STL QCP	1.3	----

## DOWNSTREAM HIGH DRAW 20% CHEMICAL INJECTOR ASSEMBLIES

PART #	INJECTOR	GPM	PSI	INLET	OUTLET	WT	PRICE
<b>Fixed Brass</b>							
ACI002	100773	1.0 -2.0	4500	3/8" QCS	3/8" QCP	.90	----
ACI003	100774	2.0 -3.0	4500	3/8" QCS	3/8" QCP	.90	----
ACI005	100775	3.0 -5.0	4500	3/8" QCS	3/8" QCP	.90	----
ACI005-RQC	100775	3.0 -5.0	4500	3/8" QCP	3/8" QCS	.90	----
ACI005-SSQC	100775	3.0 -5.0	4500	3/8"SS QCS	3/8"SS QCP	.90	----
ACI008	100776	5.0 -8.0	4500	3/8" QCS	3/8" QCP	.90	----
ACI008-A	100776	5.0 -8.0	4500	3/8" QCP	3/8" QCS	.90	----
<b>Fixed Brass With Acid Kit</b>							
ACI005-ACID	100949	3.0 -5.0	4500	3/8" QCS	3/8" QCP	.90	----
<b>Adjustable Brass</b>							
ACI102	100810	1.0 -2.0	4500	3/8" QCS	3/8" QCP	1.0	----
ACI102-RQC	100810	1.0 -2.0	4500	3/8" QCP	3/8" QCS	1.0	----
ACI103	100811	2.0 -3.0	4500	3/8" QCS	3/8" QCP	1.0	----
ACI105	100812	3.0 -5.0	4500	3/8" QCS	3/8" QCP	1.0	----
ACI105-RQC	100812	3.0 -5.0	4500	3/8" QCP	3/8" QCS	1.0	----
ACI108	100813	5.0 -8.0	4500	3/8" QCS	3/8" QCP	1.0	----
ACI108-8	100813	5.0 -8.0	4500	1/2" QCS	1/2" QCP	1.35	----
<b>Adjustable Brass With Acid Kit</b>							
ACI108-C	100830	5.0 -8.0	4500	3/8" QCS	3/8" QCP	1.0	----

NOTE: QCS =Quick Connect Socket, QCP =Quick Connect Plug, M22-F=22mm-Female, M22-M=22mm-Male, SS =Stainless Steel, STL =10K Steel